

EARLY FINISHERS

ACTIVITY BOOK

Ages 4-6



Name _____





COLORING FUN

Instructions :

Color the picture below with your own favorite colors.


How many different colors can you use to make the seashells vibrant?





LET'S DRAW THIS IS ME

Draw your self-portrait, including your face and details. Decorate around it with markers or colored pencils, adding pictures, symbols, or words for your interests. Use magazine pictures too if available. Take your time, be colorful, and let your creativity shine!





COLORING FUN

Instructions :

Color the picture below with your own favorite colors.

How many different colors can you use to make suitcase vibrant?


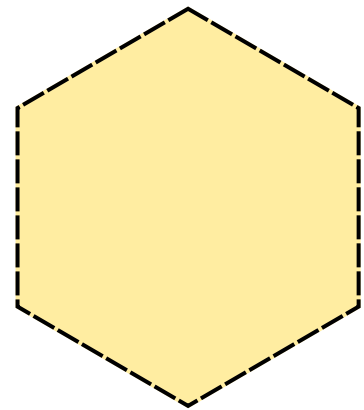

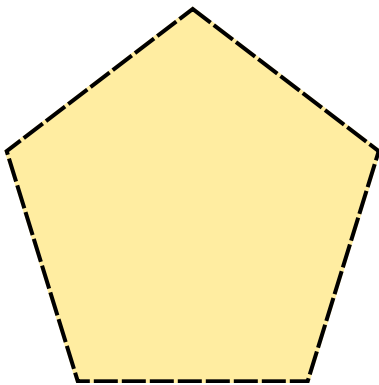
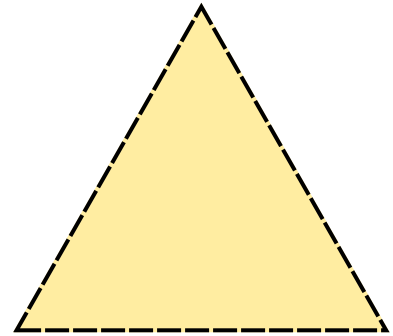






TRACING TIME

SHAPES

Trace the outline of different shapes. Pay attention to the shape's curves and corners as you trace along the dotted lines.






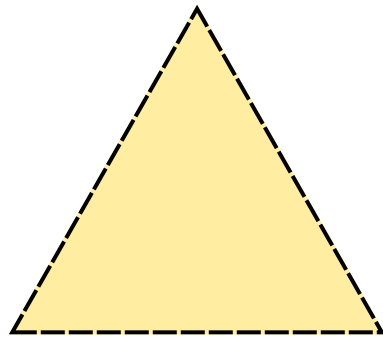
TRACING TIME

SHAPES


Trace the shapes words below. Read the word aloud.



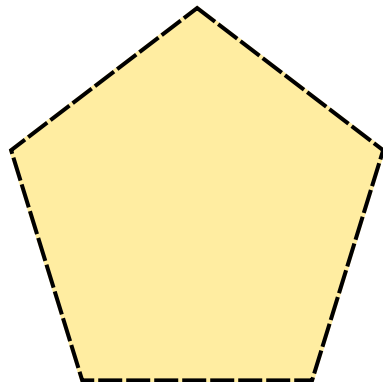
square




triangle



circle




pentagon



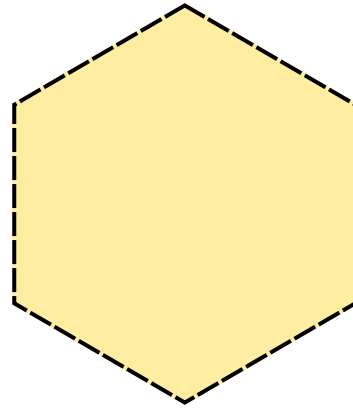
TRACING TIME

SHAPES


Trace the shapes words below. Read the word aloud.



star



hexagon



heart




rectangle



LET'S DRAW FREEHAND DRAWING



Unleash your creativity! In the blank canvas provided, draw your own pictures, shapes, or even write your name. Use your imagination and practice your fine motor skills as you create your own designs.

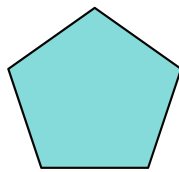




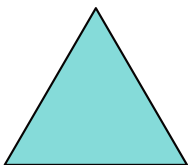
LET'S COUNT

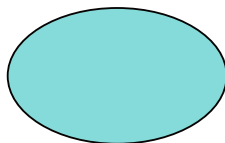
Count the shapes and write their numbers.

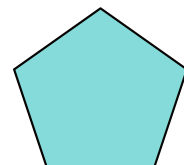














MATCH ME UP

Draw a line from the half shape on the left side to its corresponding other half on the right side.

